

QUAN TOWER

BY



CONTACT
DEVELOPMENTS



CONTACT DEVELOPMENTS

- Contact Developments, A leading Real estate developing company built by an massive knowledge experts with 20 years' professional experience at the field of construction and development in Egypt and Saudi Arabia.
- We provide a comprehensive range of advisory services based on our clients' specific needs, our commitment begins by assessing the facility needs of our clients, then tailoring our proposal to fulfil and fit those needs.
- The continuous list of our successful projects, clarify Contact professional planning and management strategy





THE NEW CAPITAL

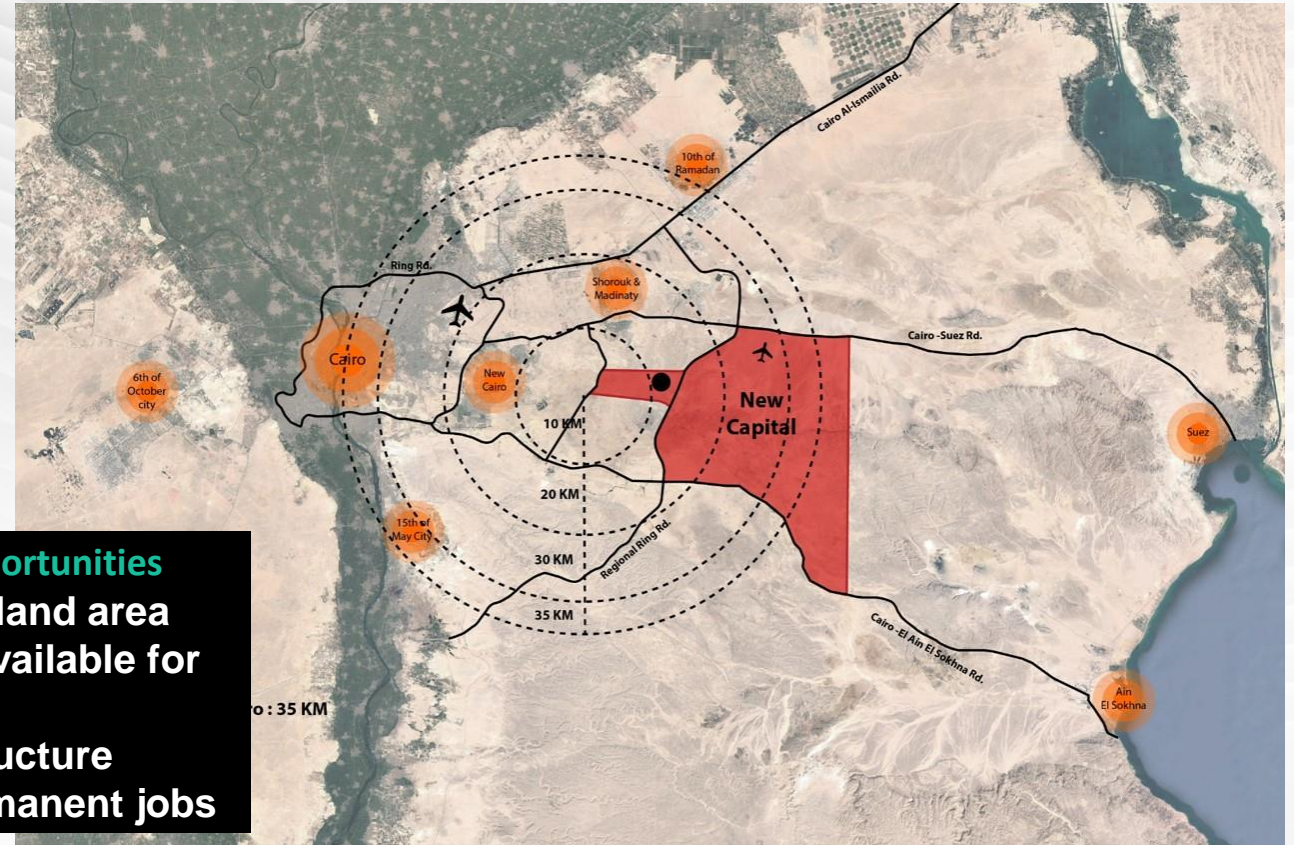
New admin capital city is located 35 KM east of Cairo of a total area of 170,000 feddan. The new capital city lies between the regional ring road, the Cairo-Suez road and Cairo-El Ain El Sokhna road.

City overview

- 6,500,000 population
- 21 Residential areas
- 650 km roads
- International airport

Investment opportunities

- 725 km gross land area
- 490 km land available for development
- Smart Infrastructure
- 1,750,000 Permanent jobs





THE NEW CAPITAL




The new capital city will help to strengthen and diversify the country's economic potential by creating new places to live, work and visit. In order to draw people to this new capital city, a series of key catalyst developments will be established at its core. This will include a new government administrative district, a cultural district and a wide variety of urban neighbourhoods.

The New Capital's highly attractive feature is the special partitioning of the city. Roads, buildings, and residential units have been planned perfectly as **40%** of the total space of the city were allocated for housing, while **30%** were allocated to the financial sector while allocating a whole business district for governmental buildings and wide Parks.



NEW CAPITAL



The background is a solid teal color with a subtle, repeating architectural pattern of overlapping rectangular and diagonal lines, creating a sense of depth and structure. The pattern is most prominent in the lower half of the image, where it appears to recede into the distance.

Quan Iconic Tower

| Brief About Quan Iconic Tower

- Its our pleasure announcing our second project in the New Capital after our saucerful project Mercury.
- Now we are launching our new project in the heart of Central Business District directly in front of the Iconic Tower.
- The distance between our project & the Iconic Tower is almost only 800 meters.



| Naming



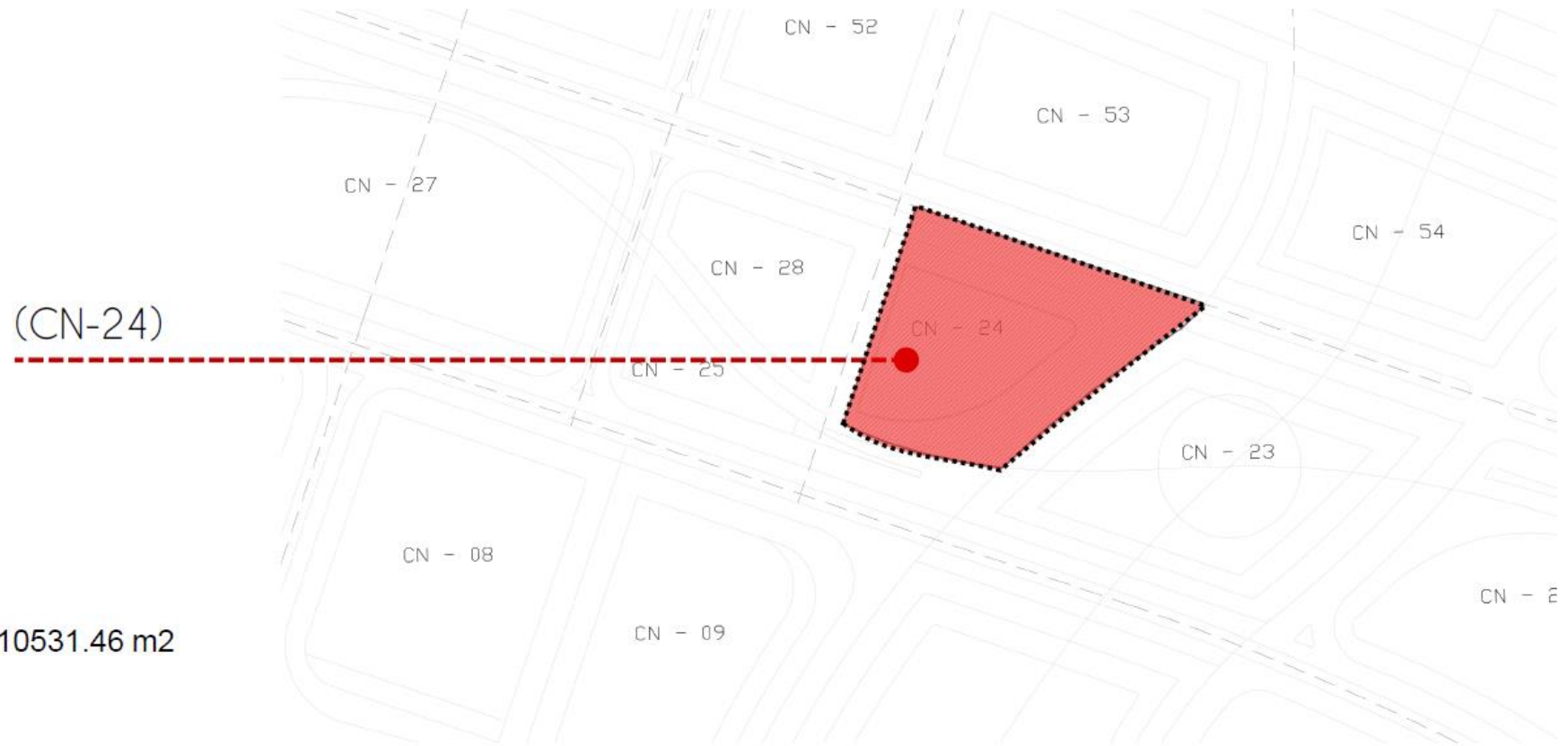
QUAN
TOWER

Quan is a new created word means the self designed corner and the special angel that you are seeing things from.

This is the same application of our project's location, our land is shaped like an angel and it has a very special view on the Iconic Tower.



Quan Iconic Tower's Location



Total Land Area (m2) = 10531.46 m2

MONORAIL

ICONIC TOWER

**QUAN
TOWER**

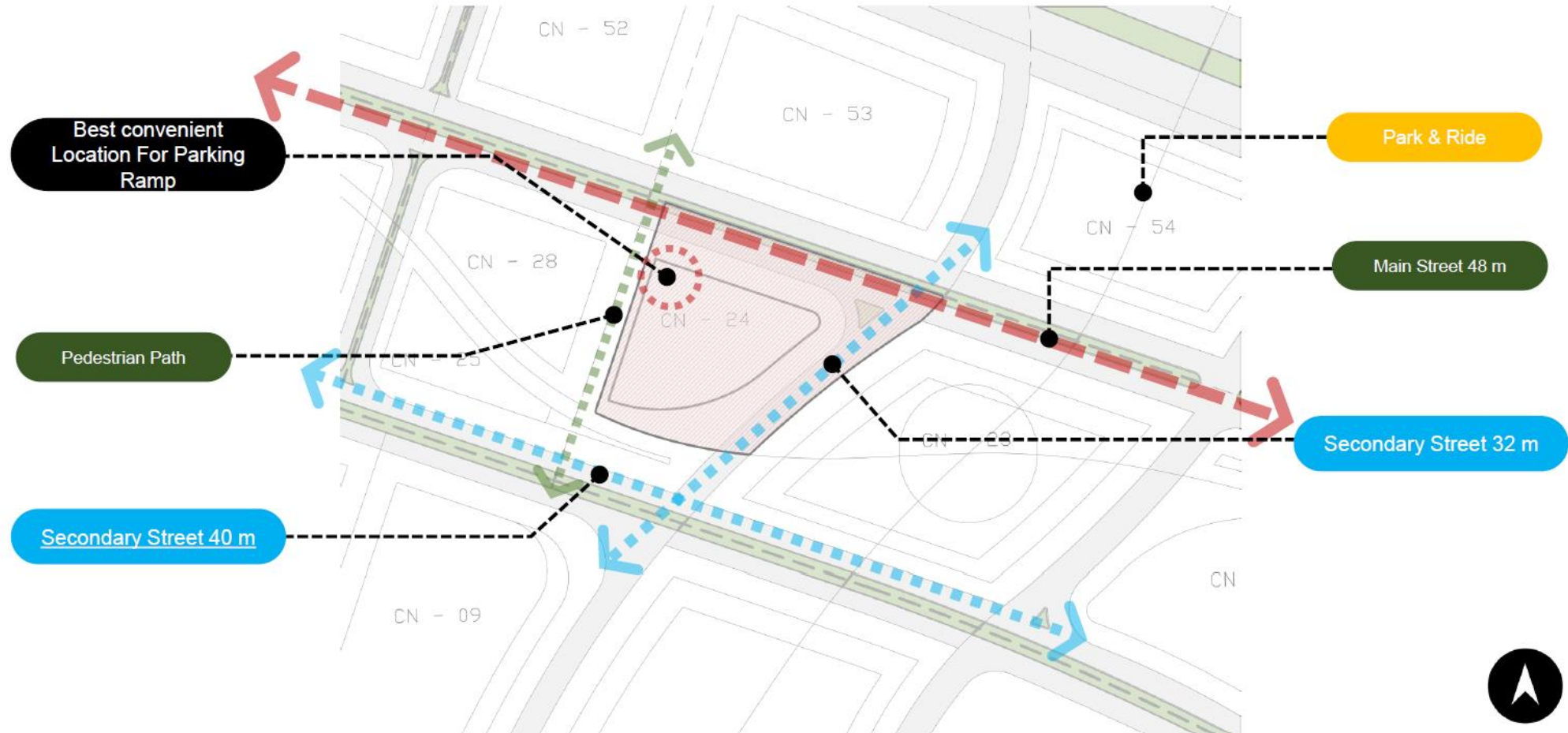
**A BREATHTAKING
LOCATION
FOR THE FUTURE**

| Project's Location

- Quan Tower is located in a very premium location in the heart of the central business district in front of the Iconic Tower with an extraordinary open view .
- An amazing view on the 2 great gardens with total area more than 3 acres which provide the offices a very distinctive work environment
- An open view on the Ben Zayed axis – the main axe in the whole new capital
- The Project is directly located on 3 main axis:
 - 1- Axis 1: width about 50 m
 - 2- Axis 2: width about 42 m
 - 3- Axis 3: width about 35 m

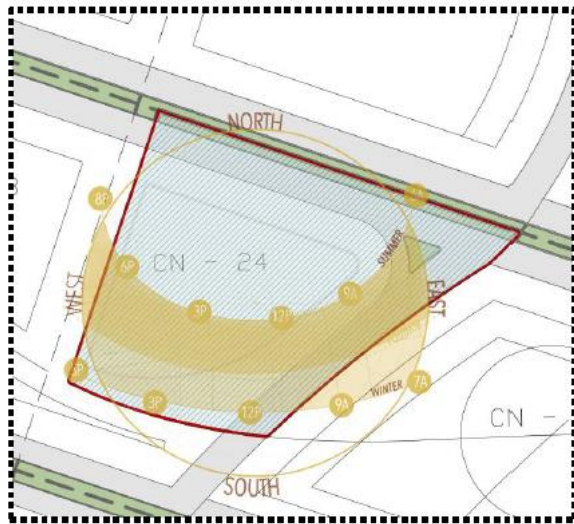


Main Surrounding Axis

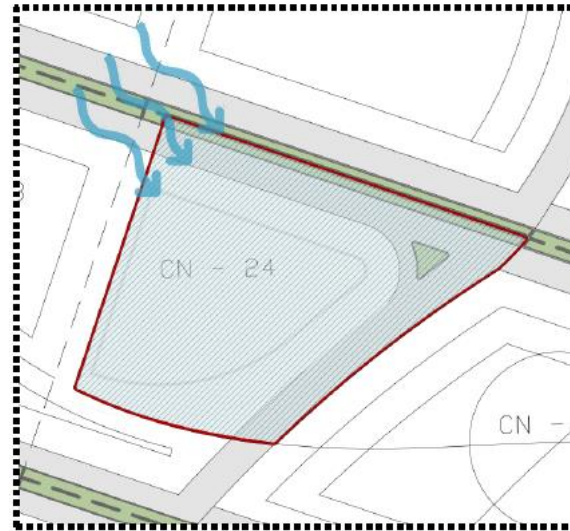




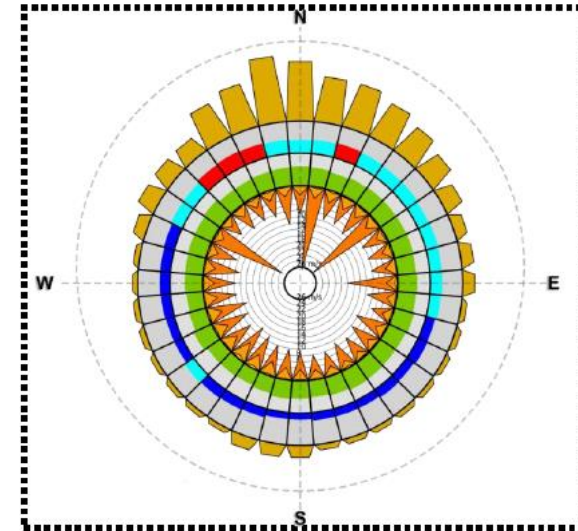
Surrounding Environment



- Summer Sun
- Winter Sun



- Prevailing Wind



- TEMPERATURE (Deg. C)
- 0 - 20
 - 20 - 24
 - 24 - 38
 - 38 <
- RELATIVE HUMIDITY (%)
- < 30
 - 30 - 70
 - 70 <

| Quan Iconic Tower

- Project's Details:

Land plot No: CN-24

- Total land area: 10,531 m²
- Total Floors: 25 floors
- Total Building Height: 100 m



Commercial Shops



Podium

- Ground floor + 2 Typical commercial floors

Tower

- Ground Floor + 3 Typical floors

| Administrative Offices



Tower:

- Typical floors from 6th floor to 25th floor
- Areas starting from 32 m

| Medical Clinics



Tower:

- Typical floors 4th floor & 5th floors
- Areas starting from 32 m



Our Partners

 | Architecture Consultant

YBA

ARCHITECTS

We talk BUSINESS

 Execution Consultant



We talk BUSINESS

Facility Management Consultant

MIRB



Thank you!

We talk **BUSINESS**

www.contactdevelopments.com

[f](#) [t](#) [v](#) [i](#) /contactdevelopments